

During the summer of 2018 some of the routes on the island had the name painted at their base changed. The process is ongoing and further changes may be added. The end result was made more confusing by recycling names on the same crag which has made it slightly more dangerous especially in one case where what was the name of a short route, is now the name painted under a much longer route.

Identifying the climbs from the names at these crags is now more difficult and as a first resort you are advised to use the topo to identify the line. The changes we are aware of are summarised in this PDF.

Topo Version - The last three pages of this PDF are full page print-outs of the worst effected crags which you can insert directly into your guidebook.

If you become aware of any other route name changes please let us know on info@rockfax.com

Page	Crag	Route	Name in Rockfax	Name now on Rock
P144	Noufaro	44	Kostas vs Sophia	Mantra
P214	Summertime	18	Noura Elise	Summer wine
		19	Christian and Petra	Silver Spurs
		20	Antonis Lampos	Get up
P215		21	Mr Rigalo	Beau (<i>nearly 30m</i>)
		22	No Name	Mama Nota
		23	Bar Bar	Pere Vert
		24	Captain Heel Hook	Mr Rigalo
		25	Beau (<i>only 15m</i>)	Antonis Lampos
		26	Le pet d'eege	Griens
		27	Hongrois reve	Romain des Bois
		28	6 Riens	Hongrois reve
		29	No pain, no gain	Papou Christo

Page	Crag	Route	Name in Rockfax	Name now on Rock
P338	Couer d'Armeos	1	Pomel	Un Culte
		2	Gast	Marionet
		3	Boubie	Bar Bar
		4	Dikomel	Lord Dur
		5	Fekomel	Sadi Kwa
		6	Epifermla	Kiss Bulle
		7	P'tit Pwason	Hip, hip, hip
		8	P'tit Waso	Houra
		9	Acouna Matata	Lara Clette
		11	Iamas Glou Glou	Pomel
P340	Poets	2	Azul	Mabrouk
P367	Trois Ilots - Far Right	15	MC54 (42m)	Oh Dieu
		16	Balga	Kwad 9
		17	Oh !!! Dieu	Doctor
		18	Delits d'elus	O! Wi, O! Wi
		19	Vent d'etat	Balga
		20	Le Gout du blanc	P'tit Waso
		21	Kafe & Alati	Chiara
		22	Angus	Boubie
		23	Pomel	P'tit Pwason



30m

28m

24m

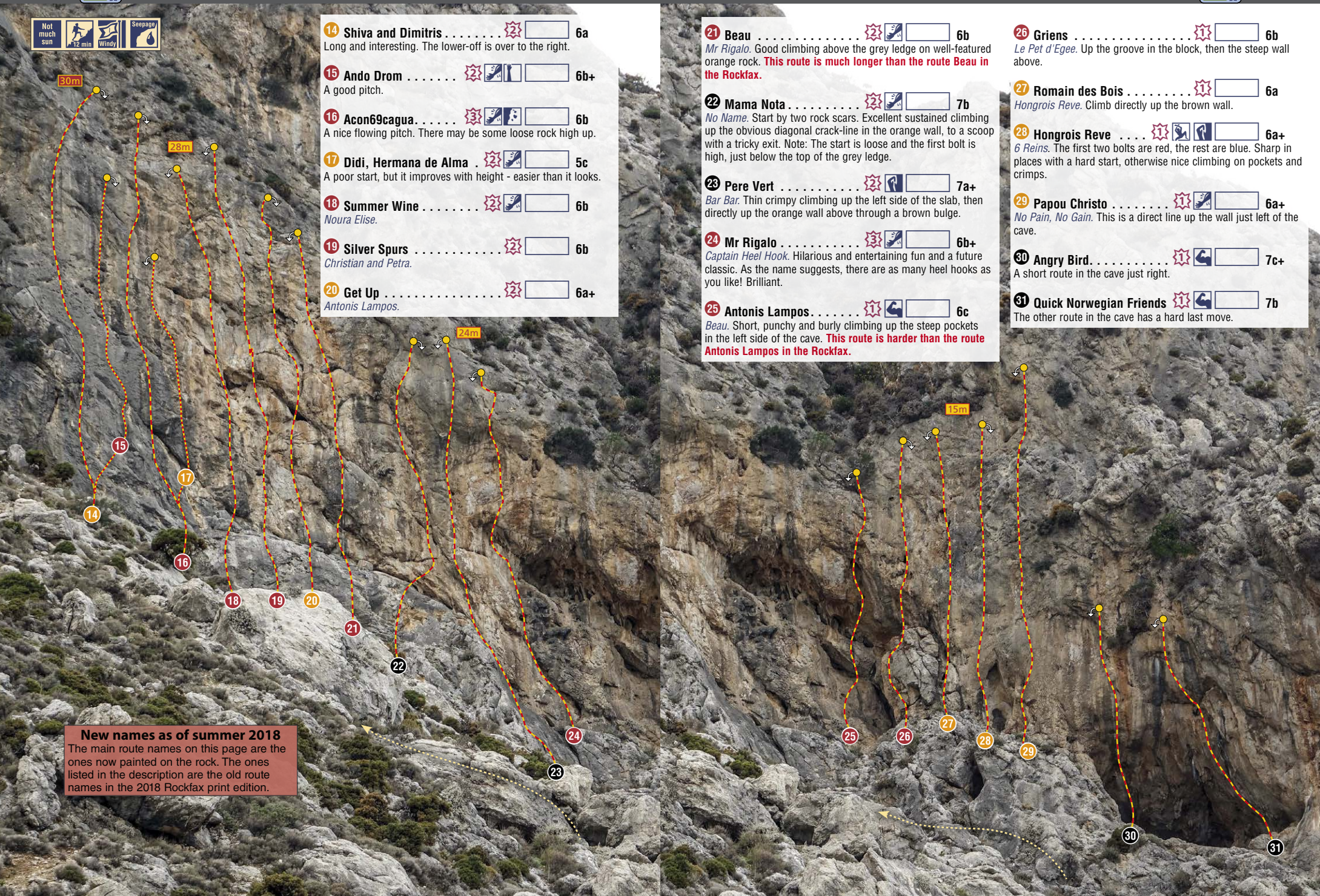
15m

- 14 **Shiva and Dimitris** 6a
Long and interesting. The lower-off is over to the right.
- 15 **Ando Drom** 6b+
A good pitch.
- 16 **Acon69cagua** 6b
A nice flowing pitch. There may be some loose rock high up.
- 17 **Didi, Hermana de Alma** 5c
A poor start, but it improves with height - easier than it looks.
- 18 **Summer Wine** 6b
Noura Elise.
- 19 **Silver Spurs** 6b
Christian and Petra.
- 20 **Get Up** 6a+
Antonis Lamos.

- 21 **Beau** 6b
Mr Rigalo. Good climbing above the grey ledge on well-featured orange rock. **This route is much longer than the route Beau in the Rockfax.**
- 22 **Mama Nota** 7b
No Name. Start by two rock scars. Excellent sustained climbing up the obvious diagonal crack-line in the orange wall, to a scoop with a tricky exit. Note: The start is loose and the first bolt is high, just below the top of the grey ledge.
- 23 **Pere Vert** 7a+
Bar Bar. Thin crimping climbing up the left side of the slab, then directly up the orange wall above through a brown bulge.
- 24 **Mr Rigalo** 6b+
Captain Heel Hook. Hilarious and entertaining fun and a future classic. As the name suggests, there are as many heel hooks as you like! Brilliant.
- 25 **Antonis Lamos** 6c
Beau. Short, punchy and burly climbing up the steep pockets in the left side of the cave. **This route is harder than the route Antonis Lamos in the Rockfax.**

- 26 **Griens** 6b
Le Pet d'Egee. Up the groove in the block, then the steep wall above.
- 27 **Romain des Bois** 6a
Hongrois Reve. Climb directly up the brown wall.
- 28 **Hongrois Reve** 6a+
6 Reins. The first two bolts are red, the rest are blue. Sharp in places with a hard start, otherwise nice climbing on pockets and crimps.
- 29 **Papou Christo** 6a+
No Pain, No Gain. This is a direct line up the wall just left of the cave.
- 30 **Angry Bird** 7c+
A short route in the cave just right.
- 31 **Quick Norwegian Friends** 7b
The other route in the cave has a hard last move.

New names as of summer 2018
The main route names on this page are the ones now painted on the rock. The ones listed in the description are the old route names in the 2018 Rockfax print edition.





- 1 Un Culte** [Icon] [] 6a+
Pomel. Climb just left of the large orange scar.
- 2 Marionet** [Icon] [] 6a
Gast. Just right of the large orange scar, then on through some holes.
- 3 Bar Bar** [Icon] [] 6a+
Boubie. The grey wall on the crest of the buttress. It is just possible on a 70m rope - is there a knot in the end?
- 4 Lord Dur** [Icon] [] 6a
Dikomel. A very long one with a sharp start up a pale yellow streak.
- 5 Sadi Kwa** [Icon] [] 6a+
Fekemel. A hard start up yellow rock to reach a big flake at eight metres, then steadier climbing. Another huge pitch.
- 6 Kiss Bulle** [Icon] [] 5b
Epifermla. Trend left then right.
- 7 Hip, Hip, Hip** [Icon] [] 4c
P'tit Pwason. Start at the rounded toe of the buttress.
- 8 Houra** [Icon] [] 5a
P'tit Waso. The crest of the buttress past a small bulge.



Iannis p.335

New names as of summer 2018

The main route names on this page are the ones now painted on the rock. The ones listed in the description are the old route names in the 2018 Rockfax print edition.

- 9 Lara Clette** [Icon] [] 5b
Acouna Matata. Climb up to and through the diagonal overlap.
 - 10 Acouna-Matata Extension** ... [Icon] [] 6a
A good pitch as it steepens into the orangeness above.
 - 11 Pomel** [Icon] [] 6a
Iamas Glou.Glou. Start left of the rope. Tricky moves lead up the open scoop then follow the overlap and the face to the right.
 - 12 Iamas Glou-Glou Extension** .. [Icon] [] 6b
The slim groove gives access to the pillar above.
- The rest of the routes start in the high bay and are reached by using the fixed rope and rungs. Make sure you use the belays.*
- 13 Snouf Left-hand** [Icon] [] 6c
The left-hand line of the bay. May also be called *Scrogneugneu.*
 - 14 Snouf Right-hand** [Icon] [] 6b
The second line from the left arete has a tough bulge.



- 15 Reste Haut de Coeur** [Icon] [] 6b+
Good positions and moves, but a bit sharp at the top.
- 16 Boubou** [Icon] [] 6b
Top 150
Great climbing, thin and fingery to start and sustained all the way. The classic of the sector?
- 17 Y'a Rien au Dessus** [Icon] [] 6b+
An excellent pitch - keep left at the top.
- 18 Y'a Rien au Dessus Right** [Icon] [] 6b+
The right-hand finish may be even better.
- 19 Patrick and Bambou** [Icon] [] 6a+
Head for a lower-off at the prominent bulge. Eases with height.
- 20 Patrick and Bambou Ext.** [Icon] [] 7a+
The tough extension through the bulge.
- 21 Extra tes Restes** [Icon] [] 6c
Pass to the right of the bulge.
- 22 Dream Thym** [Icon] [] 6b+



Coeur d'Armeos

A crag of two parts; the heavily cleaned buttress on the left and a hanging bowl which is approached via a scramble up a fixed rope and rungs. The upper routes start from belays in the base of the bowl. The crag faces west and offers shade until early afternoon - a little longer at either side. It can get hot here in the evenings. The routes dry quickly after rain and the recessed nature of the bowl can give some protection from the wind.

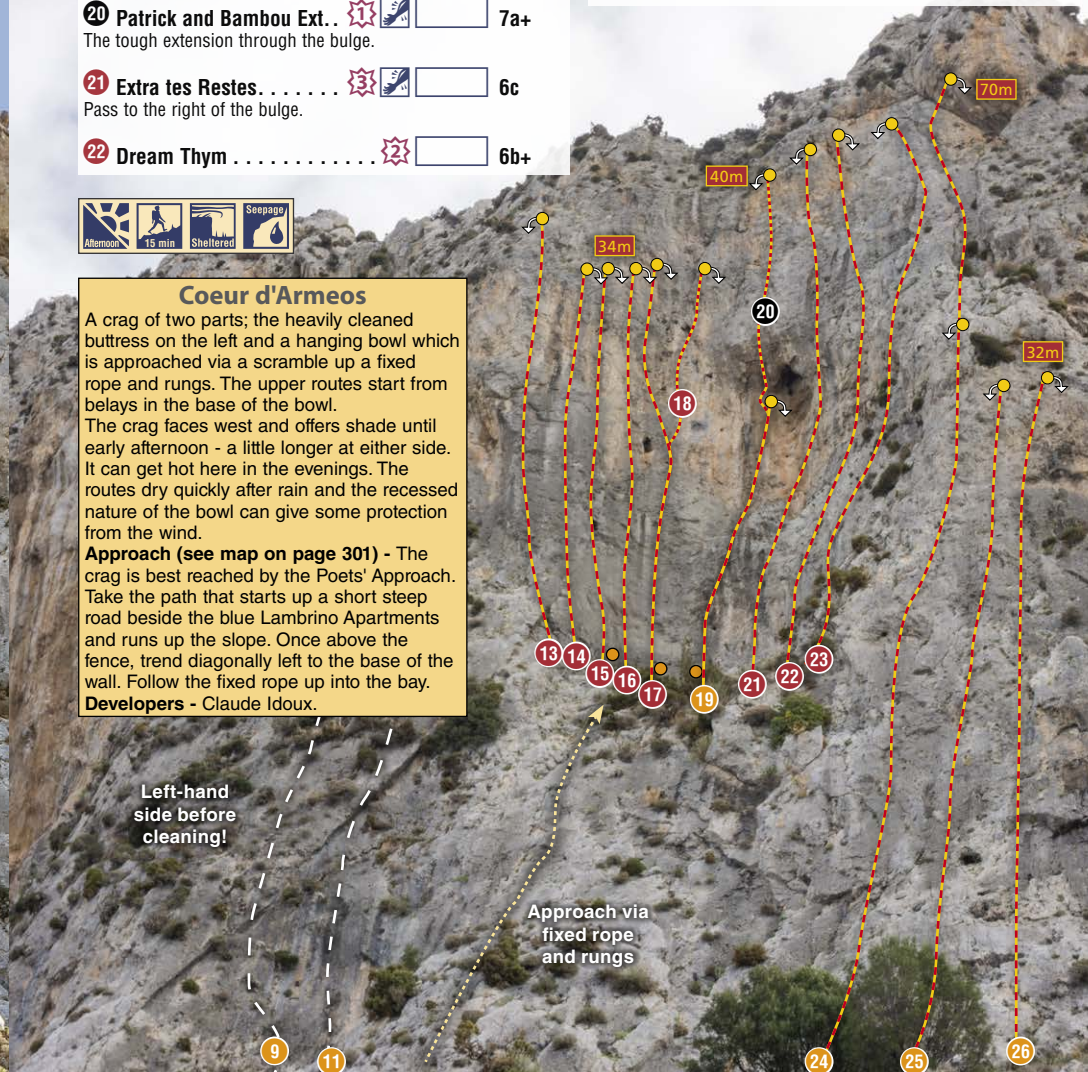
Approach (see map on page 301) - The crag is best reached by the Poets' Approach. Take the path that starts up a short steep road beside the blue Lambrino Apartments and runs up the slope. Once above the fence, trend diagonally left to the base of the wall. Follow the fixed rope up into the bay.

Developers - Claude Idoux.

Left-hand side before cleaning!

Approach via fixed rope and rungs

- 23 Mytos** [Icon] [] 6b
A long and rather sharp pitch up a shattered flake. Currently a bit of a disappointment.
- 24 Propolis** [Icon] [] 6a
1) 6a, 35m, 2) 5c, 35m. An old two-pitch climb that has been rebolted and properly cleaned - it might get done a bit now! Pitch 2 is impressive.
- 25 A tes Souhais** [Icon] [] 6a
Looks a bit scrappy but climbs well. Nicely sustained, with a couple of harder moves near the top.
- 26 L'été Indien** [Icon] [] 6a+
A decent route. A bit botanical at bottom, but that doesn't spoil the climbing higher up a grey rib and a bulge on slopers.





Trois Ilots - Far Right

A lot of good routes on rather unusual rock - the place has already proved popular. There are three separate areas with routes; the Far Right is where you would expect it to be. The crag gets the sun from midday. There isn't much seepage after wet weather, though it can be quite windy here.

Approach (see map on page 351) - Park on the upper loop road by the old marker post. Walk back past the new houses and up the steep concrete road that runs up the side of the houses. A path (cairns) wanders up and slightly left to a fence and goat-gate. Once through this, turn right behind the fence and head horizontally right through another goat-gate. Continue horizontally then scramble up, left or right to good ledges under the routes. **Developer** - Claude Idoux.

1 Eh ma Tomme 6a+
The left arete has tricky start up a grey slab and hard finish up an arete, linked by a big flake and some easier ground.

The next two routes are on the front face of a huge detached flake - not for those of a nervous disposition.

2 L.H.O. 6b+
The wide bulging rib via some excellent moves. Mostly steady climbing to a hard move near the top.

3 Pouce Twalda 6c
The front of the huge detached flake to a hard fingery finish.

4 Crystal Line 6a
Head up the right side of the big flake. A tricky start (jamming and laybacking), then a journey through the amazing geology of the 'crystal cave' and up steep rock to finish.

5 Tétéonne Pas 6a+
Good face climbing, quite hard all the way. Blue bolts.

6 Gabou 6b
An excellent shorter pitch, again with a tricky finish.

7 Lafete Alm 6a+
Red bolts lead up the centre of the steep face before trending away right, up an awkward little flake. Excellent and pumpy.

8 Queen Couine 6b
The wall leads into a short easier finishing groove. Spaced but good holds make for quality climbing - maybe the best of these.

9 L.A.O.T.C.O 6b
Start under the detached pillar. A big pitch into the hanging groove and the bulging arete above. Another cracker.

10 Oxéo 5b
Nice exposed climbing up the white arete and the ramp above.

11 La Raie Publique 6a
A natural continuation to *Oxéo* up the big groove, starting from a belay on a huge jammed block. Beware of stones funnelled down the groove from goats high above.

12 Bises to Kate 6a+
A fine pumpy pitch. Start up *Oxéo* for four bolts then follow the blue bolts up the steep face right of the groove.

13 Ari Cover 6b
White bolts. Cross the groove then climb the long face. *Photo on page 353.*

14 Il Posto 6b
Start left of the fixed rope and climb the sustained face. There may be another route here - *Carmen*, 6a+.

15 Oh Dieu 6b
MC54. The left-hand line off the ledge is worthwhile.

16 Kwad 9 6a+
Balga. Start from the ledge or lower down.

17 Doctor 6a+
Oh !!! Die. Good climbing with tricky moves through the overlap.

18 O! Wi, O! Wi 5c
Delitis d'élus. A nice pitch, start just right of the fixed rope. Bridge up the groove then swing left on pockets. Continue up the face to some delicate moves near the lower-off.


19 Balga 6a+
Vent d'état. The name is already rather faded.

20 P'tit Waso 6a
Le Goût du Blanc.

21 Chiara 5b
Kaffe & Alati. Pleasantly mild to a lower-off on the cave lip. The shortest here.

22 Boubie 5c
Angus. Start up a groove.

23 P'tit Pwason 6a
Pomel. The last route here at the moment, by the end of the ledge.



New names as of summer 2018
The main route names on this page are the ones now painted on the rock. The ones listed in the description are the old route names in the 2018 Rockfax print edition.

